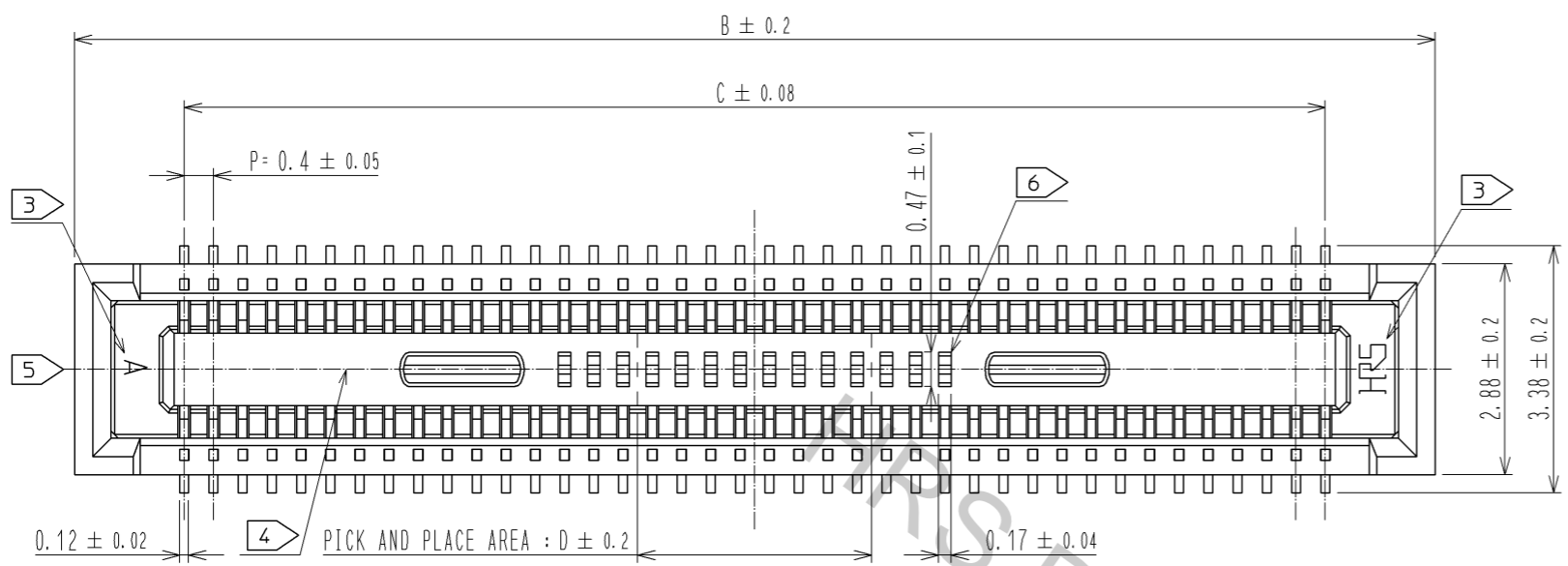
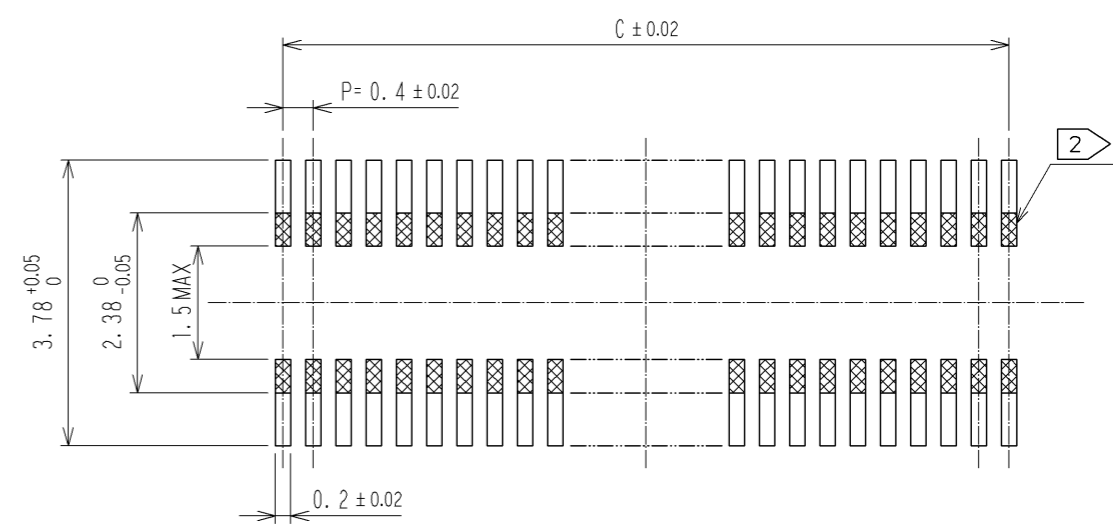



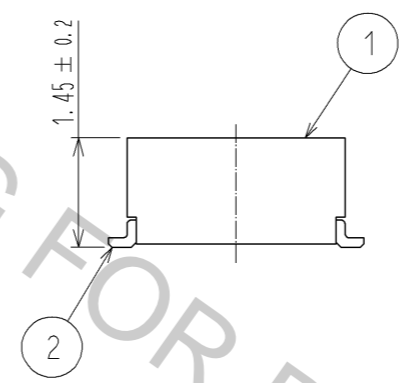
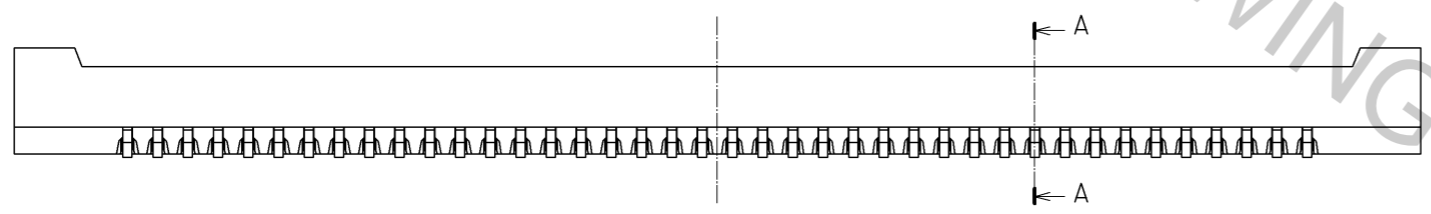
Sep.1.2018 Copyright 2018 HIROSE ELECTRIC CO., LTD. All Rights Reserved.  
 In case that the application demands a high level of reliability, such as automotive,  
 please contact a company representative for further information.



RECOMMENDED PATTERN



RECOMMENDED METAL MASK THICKNESS :  $120 \mu\text{m}$   
 RECOMMENDED METAL MASK OPENING RATIO : 80% FOR LEAD PAD



- NOTES )
1. ALL LEADS CO-PLANARITY SHALL BE 0.1 MAX.
  2. IS NO PATTERN AREA OTHER THAN THE SAME CIRCUIT.
  3. HRS MARK AND CAV NO. IS INDICATED IN APPROXIMAL POSITION SHOWN.
  4. GATE POSITION OF 60 TO 100 POSITIONS IS POSITIONED IN APPROXIMAL AREA SHOWN.
  5. GATE POSITION OF 10 TO 50 POSITIONS IS POSITIONED IN APPROXIMAL AREA SHOWN.  
A PART OF THE WALL COULD BE NOTCHED FOR SETTING GATE.
  6. 60 TO 100 POSITIONS HAVE CONCAVE PORTION.

製品名	製品コード	B	C	D
DF40C-10DS-0.4V(51)	CL684-4036-2-51	4.6	1.6	1.0
DF40C-20DS-0.4V(51)	CL684-4005-9-51	6.6	3.6	1.0
DF40C-24DS-0.4V(51)	CL684-4006-1-51	7.4	4.4	1.0
DF40C-30DS-0.4V(51)	CL684-4007-4-51	8.6	5.6	1.5
DF40C-34DS-0.4V(51)	CL684-4023-0-51	9.4	6.4	2.3
DF40C-40DS-0.4V(51)	CL684-4008-7-51	10.6	7.6	3.2
DF40C-50DS-0.4V(51)	CL684-4009-0-51	12.6	9.6	3.2
DF40C-60DS-0.4V(51)	CL684-4004-6-51	14.6	11.6	3.2
DF40C-70DS-0.4V(51)	CL684-4016-5-51	16.6	13.6	3.2
DF40C-80DS-0.4V(51)	CL684-4002-0-51	18.6	15.6	3.2
DF40C-90DS-0.4V(51)	CL684-4124-8-51	20.6	17.6	3.2
DF40C-100DS-0.4V(51)	CL684-4033-4-51	22.6	19.6	3.2

NO.	MATERIAL	FINISH	REMARKS	NO.	MATERIAL	FINISH	REMARKS
2	PHOSPHOR BRONZE		CONTACT AREA:GOLD $0.05 \mu\text{m}$ MIN SMT LEAD:GOLD $0.05 \mu\text{m}$ MIN UNDERPLATING:NICKEL $1 \mu\text{m}$ MIN	6	PS		CLEAR, REINFORCEMENT COLLAR
				5	PS		BLACK, PLASTIC REEL
				4	POLYESTER		CLEAR, COVER TAPE
1	LCP		BLACK, UL94V-0	3	PS		CLEAR, EMBOSSED CARRIER TAPE

UNITS	SCALE	COUNT	DESCRIPTION OF REVISIONS	DESIGNED	CHECKED	DATE
mm	10:1	2	DIS-H-006409	TR. YUNOKI	TS. MIYAZAKI	11. 12. 09

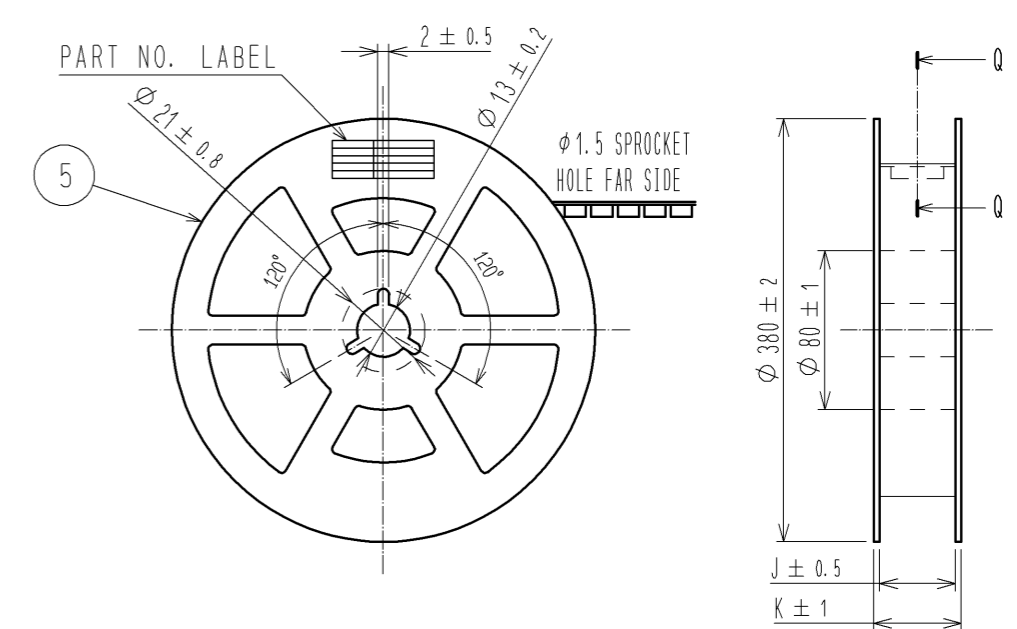
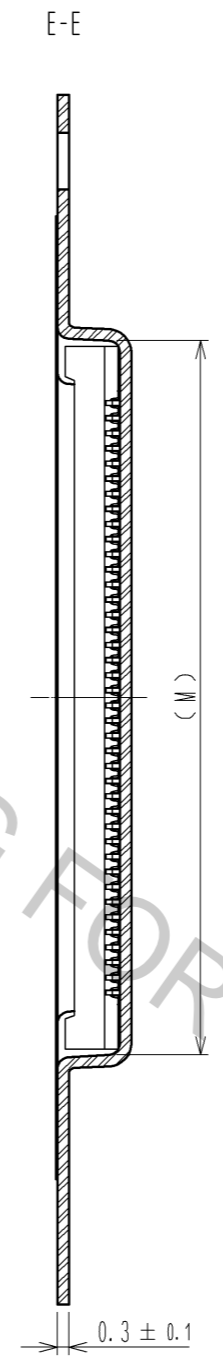
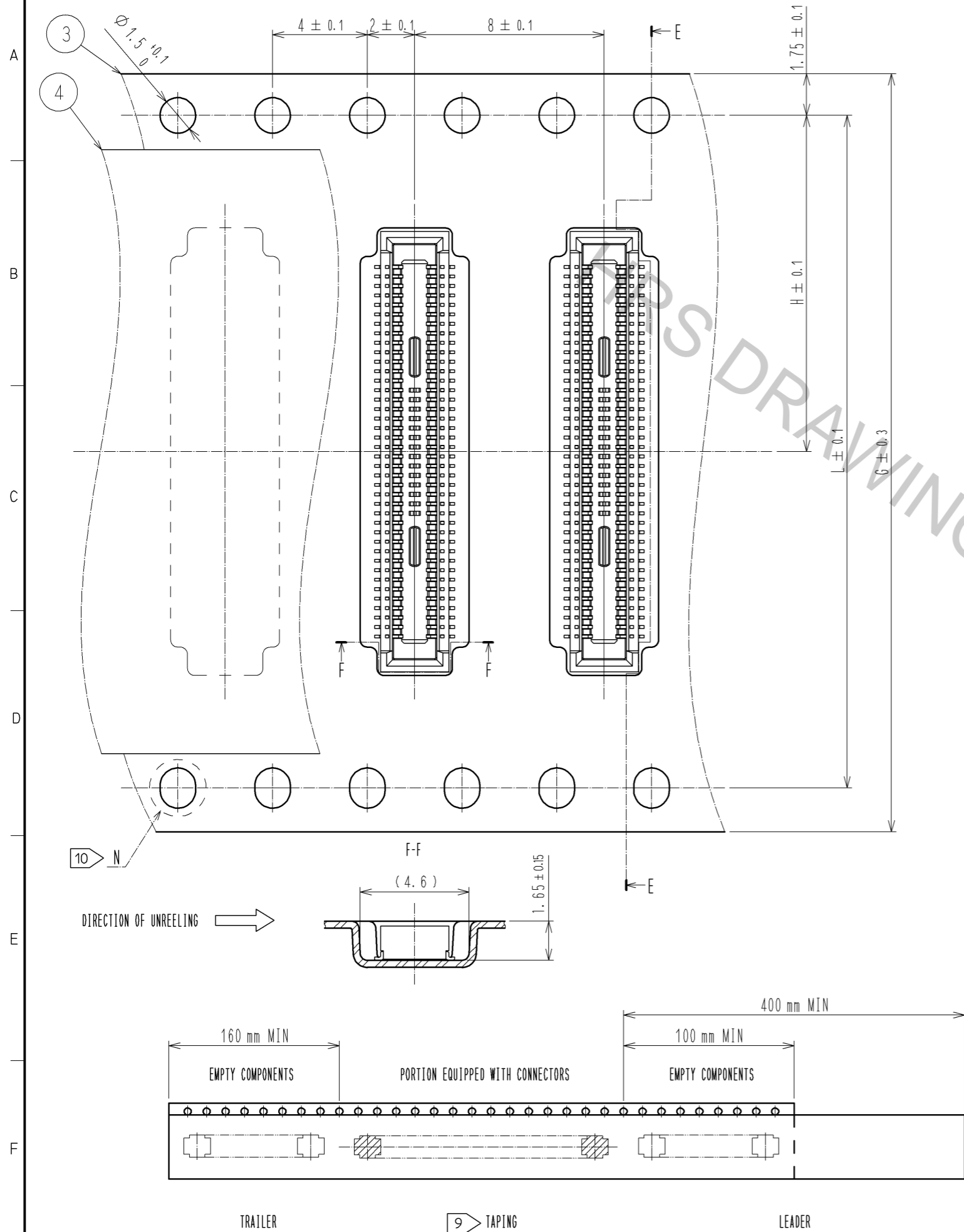
  

APPROVED	: MO. NAKAMURA	05. 12. 09	DRAWING NO.	EDC3-311352-00
CHECED	: KH. IKEDA	05. 12. 09	PART NO.	DF40C-*DS-0.4V(51)
DESIGNED	: MY. GOTO	05. 12. 09	CODE NO.	CL684
DRAWN	: MY. GOTO	05. 12. 09		

Sep.1.2018 Copyright 2018 HIROSE ELECTRIC CO., LTD. All Rights Reserved.  
 In case that the application demands a high level of reliability, such as automotive,  
 please contact a company representative for further information.

EMBOSSED CARRIER TAPE PACKAGING (5:1)

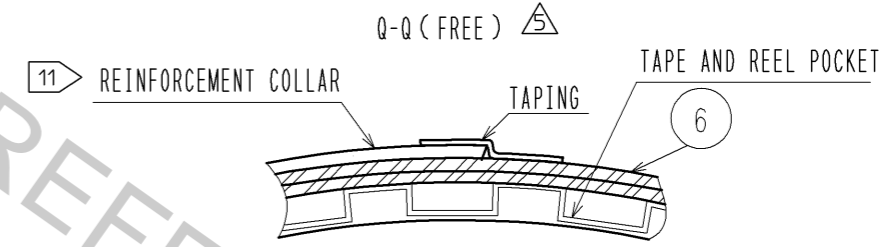
STYLE AND DIMENSION OF REEL(FREE SIZE)



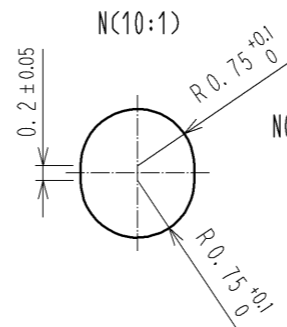
DETAIL OF PART NO. LABEL

製造年月日	** ** *
製品コード	CL684-****-51
製品名	DF40C-*DS-0.4V(51)
数量	5000
納入者	ヒロセ電機(株)

DATE OF MANUFACTURED  
 CODE NO.  
 PART NO.  
 QUANTITY  
 SUPPLIER



PART NO.	G	H	J	K	L	M
DF40C-10DS-0.4V(51)	16	7.5	17.5	21.5	—	4.9
DF40C-20DS-0.4V(51)	16	7.5	17.5	21.5	—	6.9
DF40C-24DS-0.4V(51)	16	7.5	17.5	21.5	—	7.7
DF40C-30DS-0.4V(51)	24	11.5	25.5	29.5	—	8.9
DF40C-34DS-0.4V(51)	24	11.5	25.5	29.5	—	8.9
DF40C-40DS-0.4V(51)	24	11.5	25.5	29.5	—	10.9
DF40C-50DS-0.4V(51)	24	11.5	25.5	29.5	—	12.9
DF40C-60DS-0.4V(51)	24	11.5	25.5	29.5	—	14.9
DF40C-70DS-0.4V(51)	32	14.2	33.5	37.5	28.4	16.9
DF40C-80DS-0.4V(51)	32	14.2	33.5	37.5	28.4	18.9
DF40C-90DS-0.4V(51)	44	20.2	45.5	49.5	40.4	20.9
DF40C-100DS-0.4V(51)	44	20.2	45.5	49.5	40.4	22.9



- NOTES)
- PER REEL 5000 CONNECTORS.
  - THE DIMENSIONS IN PARENTHESSES ARE FOR REFERENCE.
  - REFER TO JIS C 0806(PACKING OF COMPONENTS FOR AUTOMATIC HANDLING)
  - 10 TO 60 POSITIONS EMBOSSED CARRIER TAPE HAS THE SPROCKET HOLE ON ONE SIDES.
  - AFTER PACKAGING, ROLL 2 METERS OF THE REINFORCEMENT COLLAR TO OUTER CIRCUMFERENCE OF TAPE AND REEL POCKET, AND TAPE DOWN AT THE END THE COLLAR.

<b>HRS</b>	DRAWING NO.	EDC3-311352-00
	PART NO.	DF40C-*DS-0.4V(51)
	CODE NO.	CL684
		2/2