

Hardware documentation

for aSt-ADP-EDT1

Version 1.0
(2014-05-21)



aSt-ADP-EDT1

About This Document

This document describes how to use the aStone EDT Display adapter with mechanical and electrical information. The latest version of this document can be found at:

<http://www.fs-net.de>.

History

Date	V	Platform	A,M,R	Chapter	Description	Au
12.05.14	0.1	All	A	-	Build the document	MW

V Version
A,M,R Added, Modified, Removed
Au Author

Table of Contents

About This Document	2
History	2
Table of Contents	3
1 Introduction	4
2 Mechanical dimension	5
2.1 Module	5
3 Connector layout	6
4 Connect the Adapter	7
5 Interface and signal description	8
5.1 J1 Display Connector	8
5.2 J2 aStone-Connector	10
6 Appendix	12
List of Figures	12
Important Notice	13
Warranty Terms	14



1 Introduction

Display adapters make the connection between F&S-Boards and commonly used LCD – Displays as easy as possible. Usual in trade display connectors could be simply added to complete the connection.

With this Display adapter you can connect an ET070080 Display from EDT to an F&S-Board.

2 Mechanical dimension

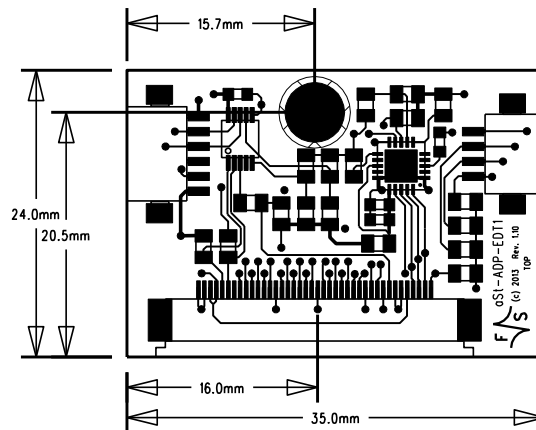
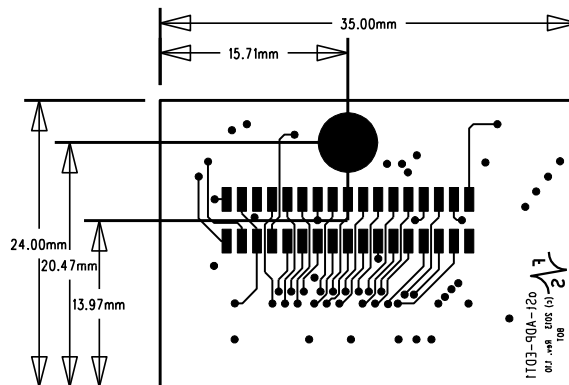


Figure 1: mechanical dimension

2.1 Module

PCB size:	24mm x 35mm
PCB thickness:	1.6 ± 0.1mm
High of parts on the top side:	2.1mm
High of parts on the bottom side:	3.5mm
Weight:	4 grams

3 Connector layout




Figure 2: Connector Layout Top




Figure 3: Connector Layout Bottom



4 Connect the Adapter



Figure 4: How the connect the Display

5 Interface and signal description

5.1 J1 Display Connector

J1	
Pin	Function
1	Ground
2	Ground
3	VLCD
4	VLCD
5	Power-Control
6	LED-Control
7	Not Connected
8	LCD-B7
9	LCD-B6
10	LCD-B5
11	LCD-B4
12	LCD-B3
13	LCD-B2
14	Ground
15	LCD-G7
16	LCD-G6
17	LCD-G5
18	LCD-G4
19	LCD-G3
20	LCD-G2
21	Ground
22	LCD-R7

J1	
Pin	Function
23	LCD-R6
24	LCD-R5
25	LCD-R4
26	LCD-R3
27	LCD-R2
28	LCD-CLK
29	Ground
30	LCD-HSYNC
31	LCD-VSYNC
32	Ground
33	Display-Rotate
34	Ground
35	Ground
36	VLCD
37	Touch-Y+
38	Touch-X-
39	Touch-Y-
40	Touch-X+

5.2 J2 aStone-Connector

J1	
Pin	Function
1	3,3 Volt
2	5 Volt
3	Ground
4	LCD-CLK
5	LCD-HSYNC
6	LCD-VSYNC
7	Ground
8	LCD-R2
9	LCD-R3
10	LCD-R4
11	LCD-R5
12	LCD-R6
13	LCD-R7
14	Ground
15	LCD-G2
16	LCD-G3
17	LCD-G4
18	LCD-G5
19	LCD-G6
20	LCD-G7
21	Ground
22	LCD-B2
23	LCD-B3
24	LCD-B4

J1	
Pin	Function
25	LCD-B5
26	LCD-B6
27	LCD-B7
28	Ground
29	Not Connected
30	VLCD
31	VLCD
32	I2C-Data
33	I2C-IRQ
34	I2C-CLK

6 Appendix

List of Figures

Figure 1: mechanical dimension 5
Figure 2: Connector Layout Top 6
Figure 3: Connector Layout Bottom 6
Figure 4: How the connect the Display 7



Important Notice

The information in this publication has been carefully checked and is believed to be entirely accurate at the time of publication. F&S Elektronik Systeme assumes no responsibility, however, for possible errors or omissions, or for any consequences resulting from the use of the information contained in this documentation.

F&S Elektronik Systeme reserves the right to make changes in its products or product specifications or product documentation with the intent to improve function or design at any time and without notice and is not required to update this documentation to reflect such changes.

F&S Elektronik Systeme makes no warranty or guarantee regarding the suitability of its products for any particular purpose, nor does F&S Elektronik Systeme assume any liability arising out of the documentation or use of any product and specifically disclaims any and all liability, including without limitation any consequential or incidental damages.

Specific testing of all parameters of each device is not necessarily performed unless required by law or regulation.

Products are not designed, intended, or authorized for use as components in systems intended for applications intended to support or sustain life, or for any other application in which the failure of the product from F&S Elektronik Systeme could create a situation where personal injury or death may occur. Should the Buyer purchase or use a F&S Elektronik Systeme product for any such unintended or unauthorized application, the Buyer shall indemnify and hold F&S Elektronik Systeme and its officers, employees, subsidiaries, affiliates, and distributors harmless against all claims, costs, damages, expenses, and reasonable attorney fees arising out of, either directly or indirectly, any claim of personal injury or death that may be associated with such unintended or unauthorized use, even if such claim alleges that F&S Elektronik Systeme was negligent regarding the design or manufacture of said product.

Specifications are subject to change without notice.



Warranty Terms

Hardware Warranties

F&S guarantees hardware products against defects in workmanship and material for a period of one (1) year from the date of shipment. Your sole remedy and F&S's sole liability shall be for F&S, at its sole discretion, to either repair or replace the defective hardware product at no charge or to refund the purchase price. Shipment costs in both directions are the responsibility of the customer. This warranty is void if the hardware product has been altered or damaged by accident, misuse or abuse.

Software Warranties

Software is provided "AS IS". F&S makes no warranties, either express or implied, with regard to the software object code or software source code either or with respect to any third party materials or intellectual property obtained from third parties. F&S makes no warranty that the software is useable or fit for any particular purpose. This warranty replaces all other warranties written or unwritten. F&S expressly disclaims any such warranties. In no case shall F&S be liable for any consequential damages.

Disclaimer of Warranty

THIS WARRANTY IS MADE IN PLACE OF ANY OTHER WARRANTY, WHETHER EXPRESSED, OR IMPLIED, OF MERCHANTABILITY, FITNESS FOR A SPECIFIC PURPOSE, NON-INFRINGEMENT OR THEIR EQUIVALENTS UNDER THE LAWS OF ANY JURISDICTION, EXCEPT THE WARRANTY EXPRESSLY STATED HEREIN. THE REMEDIES SET FORTH HEREIN SHALL BE THE SOLE AND EXCLUSIVE REMEDIES OF ANY PURCHASER WITH RESPECT TO ANY DEFECTIVE PRODUCT.

Limitation on Liability

UNDER NO CIRCUMSTANCES SHALL F&S BE LIABLE FOR ANY LOSS, DAMAGE OR EXPENSE SUFFERED OR INCURRED WITH RESPECT TO ANY DEFECTIVE PRODUCT. IN NO EVENT SHALL F&S BE LIABLE FOR ANY INCIDENTAL OR CONSEQUENTIAL DAMAGES THAT YOU MAY SUFFER DIRECTLY OR INDIRECTLY FROM USE OF ANY PRODUCT. BY ORDERING THE PRODUCT, THE CUSTOMER APPROVES THAT THE F&S PRODUCT, HARDWARE AND SOFTWARE, WAS THOROUGHLY TESTED AND HAS MET THE CUSTOMER'S REQUIREMENTS AND SPECIFICATIONS